

Fox Valley Spinning Guild



NEWSLETTER AUGUST 2016

OFFICERS

President:

Ryan Danke
ryandanke@gmail.com
920-250-0337

Vice-President:

Ann Krieg
ra_krieg@yahoo.com
920-915-2520

Treasurer:

Lana Biely
lanalee.breathe@gmail.com
920-582-4572

Secretaries

Amanda Leigh
amandaleigh1106@gmail.com
920-850-7400
Peg Mathews
astitchoutoftime@att.net
920-931-5321

Historian:

Neda Ambrosius
spinayarnbkuz@gmail.com
920-788-0522

Equipment:

Neda Ambrosius
spinayarnbkuz@gmail.com
920-788-0522

Library:

Pat McConnell
cp5475@hotmail.com
920-731-4997

New Members/Correspondence:

Becky Chirhart
beckydarisoss@gmail.com
920-410-0274

Newsletter:

Jean Pritchard
jeanapritch@gmail.com
920-739-6903

Web Administrator:

Laura McConaughay
thewakefulbird@hotmail.com
920-809-7467

Website

www.foxvalleyspinners.org

Email

FVSGuild@gmail.com

Facebook

<https://www.facebook.com/foxvalleyspinners>

Secretary notes, August, 2016

FVSG Meeting Minutes August 15, 201,
7:01 Ryan called the meeting to order

Presidents Report:

Slate of officers was presented

President: Ryan

Vice President: Ann

Secretary: Peg

Treasurer: Neda

Media: Amanda

Membership: Becky

Resource: Pat

We will need to address a new equipment manager and newsletter editor. Tax

Status: We are still working on it. There are two possible scenarios: 1) we only need to find and submit our annual card. 2) we are inactive and would need to pay a \$400 fee to reactivate

It is proposed that the guild pay for a PO Box. The fee would be \$58 per year. Benefits include: Address in Little Chute to reserve the meeting space, removes personal addresses from guild information and mailings, members can mail checks to PO Box. Motion was made, seconded. The guild voted and the motion passed. Lana will apply.

Sinawa fees: Officers have suggested setting a fixed price for Sinawa as follows: \$40 per weekend per member for the weekend. \$20 for the day only for members. \$60 for the weekend for non-members. \$30 for the day for non-members. *Member rates will apply to paid members by the guild meeting prior to Sinawa to qualify for member prices. Ann is working on starting a Membership Benefits list to include on the website. We are looking for the guild's gavel. If anyone knows where it is please let an officer know. If we can't find it Lana will donate one. Interweave now has current information for the guild. If you see anywhere else that does not have current information please let an officer know

Vice President: Not here

Treasurer: 32 members. Account balances were presented. All the bills are paid

Secretary: Minutes were approved as

written.

Membership: Not here

Media: Jean will order the cards after this meeting

Resource: No new business. Pat is considering being equipment coordinator
Old Business:

Wisconsin Sheep and Wool, September 8 -11. Symco: Several members did a demo. Attendees were very impressed. We will continue to attend and demo in future years.. There is a possibility of a car show demo two weeks after the Threshereer.

Art in the Park: A few people met at Ann's house for a social, we won't be able to do this next year.

Spinzilla/TNNA/SWG: The guild voted to become members of TNNA and SWG and start a Spinzilla team for this year. We will re-assess for future years.

New Business

We could digitize our "historian" archives so they are more access

Julie Allen says hello to everyone as she recovers from her illness/surgery. If anyone would like to send cards they can be sent to her home address as Gary is still home.

Spinning at the School is happening this Saturday, August 20, 2016

Business meeting was closed at 7:59



Dave & Signe Lunde have a Jensen Tina Spinning Wheel for sale

This wheel is made out of cherry.

It was only used for demonstrations when the Lunde's owned Edgewood Arts and is in new condition.

They are asking \$1,000.00 According to the internet, the wheels are currently selling for \$1500.

Picture may not represent actual wheel




Lendrum Spinning Wheel

Includes: Flyers, 1 small and 1 large
Bobbins, 5 small and 1 large
Mother of All, 1 small, 1 large
Extra drive band

\$650.00

Contact Ruth Wood at
725-4720

Picture may not represent actual wheel.



Tablet Weaving (often card weaving in the United States)

This document is provided as is without any express or implied warranties. While every effort has been taken to ensure the accuracy of the information contained, the author assumes no responsibility for errors or omissions, or for damages resulting from the use of the information contained herein.

Permission is granted to make and distribute verbatim copies of this document for non-commercial private research purposes provided the copyright notice and this permission notice are preserved on all copies. Website mirroring is permitted by express prior arrangement. Permission will only be granted if the document is posted in its entirety and the content and format of the document remain completely unaltered by the mirroring site. The definitive version of this document can be found at <http://www.shelaghlewins.com>.

Copyright © 2003 Shelagh Lewins.

WHAT IS TABLET-WEAVING?

Tablet weaving is a method of weaving strong, narrow, decorative bands. The equipment required is very cheap and simple, yet the range of possible patterns is immense.

Tablet woven bands are known to have been made in Europe from the Bronze Age up until medieval times, and they are still made in parts of the world such as Turkey and Pakistan.

Uses of tablet-woven bands included the decoration of clothing, and use as belts and straps.

Materials used in the past include wool, linen, silk, and gold and silver thread.

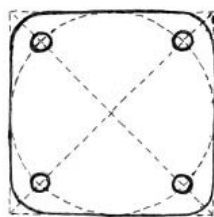
EQUIPMENT AND MATERIALS

For your first band, you will need:

- 8 tablets
- 1 shuttle

2 different colours of yarn

Make your tablets out of cardboard, or old playing cards. To make each



----- construction line
— cutting line

tablet, cut out a square about 5 cm on each side, and punch four holes in the corners, drawing construction lines as shown in **Figure 1** to locate the holes. Round the corners off as shown.

Historically, tablets were made of bone or wood, and perhaps also of leather or horn.

Shuttle: The weft thread will be wound onto a shuttle so it can easily be passed through the band while you are weaving.

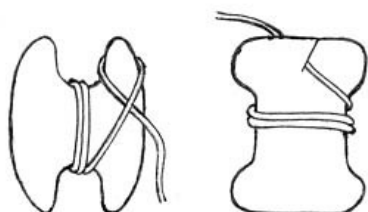


Figure 2 shows two possible shuttle designs. Make your shuttle about 2 inches long and cut it out of stiff cardboard.

Historically, shuttles were usually made of wood.

Yarn

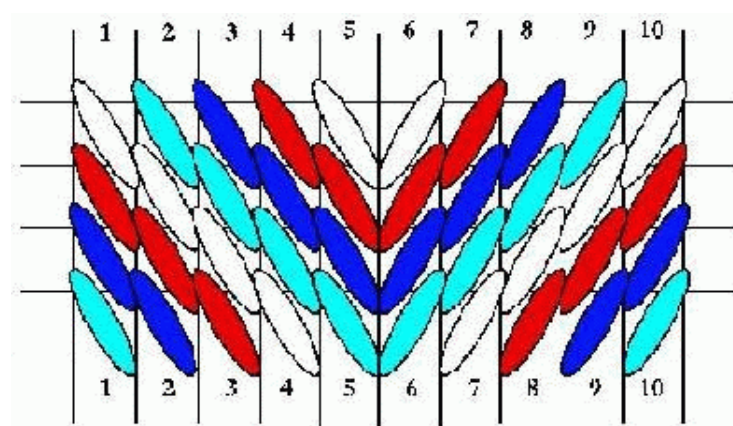
Any kind of yarn can be used, but a thick thread about the weight of double knitting wool will be easier to work with than a very fine thread.

Although fluffy knitting wool is easy to obtain, it's hard work to weave because it sticks to itself and is very stretchy. A smoother yarn such as worsted spun wool, machine knitting wool, cotton or silk will be much easier to weave.

If you are interested in creating bands similar to those used in historical times, remember to choose soft colours that resemble naturally-dyed shades. Especially suitable colours are:

- Rusty red, as obtained from the plant madder
 - Denim blue, as obtained from the plant woad
 - Yellow, as obtained from the plant weld
- Many other colours can be achieved by using natural dyes, but if you start with the three above, you will be on safe ground.

Historically, quite fine threads were used, no greater in thickness than the threads used to weave cloth on an upright loom.



Next Meeting is...
Monday, September 12, 2016



FoxValley Spinning Guild

Edited by Jean Pritchard
jeanapritch@gmail.com

concerning this event.

CALENDAR 2016

***Saturday September 10** : 9-4 at
Little Chute Community Center.

September 8—11- Sheep and
wool festival! Jefferson Fair
Park, Jefferson, WI

Monday September 12 —Guild
meeting at Little Chute
Community Center. 6:30 Social.
Meeting 7-9 pm.

***Saturday September 24** : 9-4 at
Little Chute Community Center.

***Saturday October 8:** 9-4 at Little
Chute Community Center.

Monday September 12 —Guild
meeting at Little Chute
Community Center. 6:30 Social.
Meeting 7-9 pm.

* There may be some changes as
to the time or location of this
event. Stay tuned to e-mails



SPINNING DEMOS

Hear about any
spinning
opportunities?

Send an e-mail to
Jean Pritchard



at

[jeanapritch@gmail](mailto:jeanapritch@gmail.com)

ASAP

J Meeting
Monday, September 12, 2016
6:30 Social Time/7:00 Meeting,
Little Chute Community Center
625 Grand Avenue, Little Chute, WI